

Name of the Company: **JBM AUTO LIMITED**
 Scrip Code, Name of the scrip, class of security: **532605 JBM Auto Limited, Equity - Rs. 5/- each**
 Quarter ended: **31st December, 2015**

Sr.No.	Particulars	Promoter & Promoter Group			Public	Non Promoter / Non Public
		Yes/No	Yes/No	Yes/No	Yes/No	Yes/No
1	Whether the Listed Entity has issued any partly paid up shares?	No	No	No	No	
2	Whether the Listed Entity has issued any Convertible Securities or Warrants?	No	No	No	No	
3	Whether the Listed Entity has any shares against which depository receipts are issued?	No	No	No	No	
4	Whether the Listed Entity has any shares in locked-in?	No	No	No	No	
5	Whether any shares held by promoters are pledge or otherwise encumbered?	No	NA	NA	NA	
6	Whether the Listed Entity has issued any Differential Voting Rights?	No	No	No	No	




Table - 1 : Summary Statement holding of specified securities

Category	Category of shareholder	Nos. of sharehold-ers	No. of fully paid up equity shares held	No. of Partly paid-up equity shares held	No. of shares underlying Depository Receipts	Total nos. shares held (VII) = (IV)+(V)+(VI)	Shareholding as a % of total no. of shares (calculated as per SCRR, 1957) As a % of (A+B+C2)	Number of Voting Rights held in each class of securities	No of Voting Rights	Class eg: X	Class eg: Y	Total	Total as a % of Total Voting Rights	No. of Shares Underlying Outstanding convertible securities (including Warrants)	Shareholding, as a % assuming full conversion of convertible securities (as a percentage of diluted share capital) As a % of (A+B+C2)	Number of Locked in shares	(a) No. of total Shares held	(b) As a % of total Shares held	(a) No. of Shares pledged or otherwise encumbered	(b) As a % of total Shares held	Number of equity shares held in dematerialized form	
(i)	(ii)	(iii)	(iv)	(v)	(vi)	(vii) = (iv)+(v)+(vi)	(viii)	(ix)	No of Voting Rights	Class eg: X	Class eg: Y	Total	Total as a % of Total Voting Rights	(x)	(xi)	(xii)	(a) No. of total Shares held	(b) As a % of total Shares held	(a) No. of Shares pledged or otherwise encumbered	(b) As a % of total Shares held	(xiv)	
(A)	Promoter & Promoter Group	16	25282024	0	0	25282024	61.97	0	0	0	0	0	0	0	0	0	0	0	0	0	0	25282024
(B)	Public	11154	15513340	0	0	15513340	38.03	0	0	0	0	0	0	0	0	0	0	0	0	0	0	15513340
(C)	Non Promoter- Non Public	0	0	0	0	0	0	0	0	0	0	0	0	0	0	0	0	0	0	0	0	15252562
	-Shares underlying DRs	0	0	0	0	0	0	0	0	0	0	0	0	0	0	0	0	0	0	0	0	0
	-Shares held by Employee Trusts	0	0	0	0	0	0	0	0	0	0	0	0	0	0	0	0	0	0	0	0	0
	Total	11170	40795364	0	0	40795364	100	0	0	0	0	0	0	0	0	0	0	0	0	0	0	40534586




Table II : Statement showing Shareholding pattern of the Promoter and Promoter Group

A	Promoter & Promoter Group	(i)	(ii)	(iii)	(iv)	(v)	(vi)	(vii) = (iv)+(v)+(vi)	(viii)	(ix)	(x)	(xi)	(xii)	(xiii)	(xiv)	(xv)																	
																	Category and name of shareholder	PAN	No. of shareholders	No. of fully paid up equity shares held	No. of Party paid-up equity shares held	No. of shares underlying Depositor Receipts	Total nos. shares held	Shareholding % calculated as per SCRR, 1957 As a % of (A+B+C)	Number of Voting Rights held in each class of security as	Total as a % of Total Voting Rights	No. of Shares Underlying Outstanding convertible securities (including Warrants)	Shareholding, as a % assuming full conversion of convertible securities (as a percentage of diluted share capital) As a % of (A+B+C)	Number of Locked in shares	As a % of total held	Number of Shares pledged or otherwise encumbered	As a % of total Shares held	Number of equity shares held in dematerialized form
1	Individually/ jointly/ undivided Family	AABRS404B	AABRS404B	8	1,152,484.00	-	-	1,152,484.00	2.38	-	-	-	-	-	-	1,152,484.00																	
																	VISHNUPA DEVI ARYA	AABRS404B	288,856.00	0.71	-	-	-	-	-	-	-	-	-	-	288,856.00		
																	SURENDRA KUMAR ARYA	AABRS404B	800.00	-	-	-	-	-	-	-	-	-	-	-	-	800.00	
																	NEELAM ARYA	ADTPM832F	118,140.00	0.29	-	-	-	-	-	-	-	-	-	-	-	118,140.00	
																	ESHA ARYA	ADTPM832F	336,160.00	0.82	-	-	-	-	-	-	-	-	-	-	-	336,160.00	
																	RAM RICHHA AGARWAL	ADDP4851C	60,028.00	0.15	-	-	-	-	-	-	-	-	-	-	-	60,028.00	
																	SATYA PRIYA ARYA	ADDP4851C	2,100.00	0.02	-	-	-	-	-	-	-	-	-	-	-	2,100.00	
																	NISHANT ARYA	ADDP4851C	339,400.00	0.83	-	-	-	-	-	-	-	-	-	-	-	339,400.00	
																	Central Government/ State Government(s)																
																	Financial Institutions/Banks																
																	Any Other (Excluded Bodies Corporate)																
																	ANS HOLDING PRIVATE LIMITED	AAAC1087J	8	24,139,590.00	59.14	-	-	24,139,590.00	59.14	-	-	-	-	-	-	-	24,139,590.00
																	A to Z SECURITIES LIMITED	AAAC13106C	-	2,058,996.00	5.05	-	-	2,058,996.00	5.05	-	-	-	-	-	-	-	2,058,996.00
																	FOCAL LEASING & CREDITS LIMITED.	AAAC1839C	-	4,190,160.00	10.27	-	-	4,190,160.00	10.27	-	-	-	-	-	-	-	4,190,160.00
																	JBM INDUSTRIES LIMITED	AAAC1808B	-	1,579,132.00	3.87	-	-	1,579,132.00	3.87	-	-	-	-	-	-	-	1,579,132.00
																	SMC CREDITS LIMITED	AAAC1808B	-	720.00	-	-	-	720.00	-	-	-	-	-	-	-	-	720.00
SHUKLAKRISHNA EXPORTS LIMITED	AAAC1808B	-	7,570,260.00	18.56	-	-	7,570,260.00	18.56	-	-	-	-	-	-	-	7,570,260.00																	
NAR INVESTMENT & LEASING PVT. LIMITED	AAAC1808B	-	3,424,824.00	8.40	-	-	3,424,824.00	8.40	-	-	-	-	-	-	-	3,424,824.00																	
JBM BUILDERS PRIVATE LIMITED	AAAC1808B	-	2,274,616.00	5.57	-	-	2,274,616.00	5.57	-	-	-	-	-	-	-	2,274,616.00																	
Sub-Total (A)(1)			16	25,282,024.00	61.97	-	25,282,024.00	61.97	-	-	-	-	-	-	-	25,282,024.00																	
Foreign Individuals (Non-Resident Individuals/ Foreign Individuals)																																	
Government																																	
Institutions																																	
Foreign Portfolio Investor																																	
Any Other (Specify)																																	
Sub-Total (A)(2)																																	
Total Shareholding of Promoter and Promoter Group (A)-(A)(1)-(A)(2)				16	25,282,024.00			25,282,024.00	61.97							25,282,024.00																	

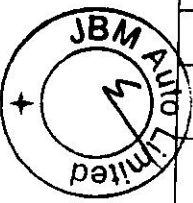


Table-III : Statement showing shareholding pattern of the Public shareholder

Category and name of shareholder	PAN	No. of shareholders	No. of fully paid up equity shares held	No. of partly paid-up equity shares held	No. of shares underlying Depository Receipts	Total nos. shares held	Shareholding % calculated as per SCRR, 1957 As a % of (A+B+C)	Number of Voting Rights held in each class of securities	Class of securities	Total as a % of Total Voting Rights	No. of Shares Underlying convertible securities (including Warrants)	Shareholding, as a % assuming full conversion of convertible securities (as a percentage of diluted share capital) as a % of (A+B+C)	Number of Locked in Shares	As a % of total Shares held		Number of Shares pledged or otherwise encumbered		Number of equity shares held in dematerialized form			
														(a)	(b)	(a)	(b)				
(i)	(ii)	(iii)	(iv)	(v)	(vi)	(vii) = (iv)+(v)+(vi)	(viii)	(ix)	(x)	(xi)	(xii)	(xiii)	(xiv)	(xv)	(xvi)	(xvii)	(xviii)	(xix)			
B Public shareholding																					
1 Institutional																					
a Mutual Funds/		3	217,136.00	-	-	217,136.00	0.52													215,996.00	
b Venture Capital Funds		-	-	-	-	-	-													-	
c Alternate Investment funds		-	-	-	-	-	-													-	
d Foreign Venture Capital Investors		-	-	-	-	-	-													-	
e Foreign Portfolio Investors		4	1,021,237.00	-	-	1,021,237.00	2.51													1,020,757.00	
f Premier Investment Fund/Invest		-	950,004.00	-	-	950,004.00	2.33													-	
g Financial Institutions/Banks		3	4,453.00	-	-	4,453.00	0.01													3,358.00	
h Insurance Companies		1	4,320.00	-	-	4,320.00	0.01													4,320.00	
i Provident Funds/Pension Funds		-	-	-	-	-	-													-	
j Any Other (Specify)		-	-	-	-	-	-													-	
Sub-Total (B)(1)		31	1,247,344.00	-	-	1,247,344.00	8.08													1,246,248.00	
2 Central Government/State Government/ President of India																					
3 Sub-Total (B)(2)																					
3 Non-residents																					
a Individual shareholders holding nominal share capital up to Rs. 2 lakhs.		10,641	3,284,450.00	-	-	3,284,450.00	8.05													3,035,482.00	
b Individual shareholders holding nominal share capital in excess of Rs. 2 lakhs.		20	2,257,478.00	-	-	2,257,478.00	5.55													2,257,478.00	
Sub-Total (B)(3)																					
3 Resident																					
b NBFC registered with RBI		-	-	-	-	-	-													-	
c Employee Trusts		-	-	-	-	-	-													-	
d Overseas Depositories (holding CRs) (Balancing figure)		-	-	-	-	-	-													-	
e Any Other (Specify) SCRR, 1957																					
Zell Impex and Traders Pvt. Ltd		314	8,541,121.00	-	-	8,541,121.00	20.94													8,532,241.00	
Amly Interact Pvt Ltd		-	4,018,964.00	-	-	4,018,964.00	9.85													-	
		-	4,000,000.00	-	-	4,000,000.00	9.81													-	
f NPS																					
Sub-Total (B)(4)		168	183,143.00	-	-	183,143.00	0.45													183,143.00	
Total Public Shareholding (B)		11,148	14,206,192.00	-	-	14,206,192.00	36.97													14,008,394.00	
(B)(1)+(B)(2)+(B)(3)		11,154	15,518,940.00	-	-	15,518,940.00	39.03													15,292,840.00	
Total Shareholding (A+B)		11,170	40,795,344.00	-	-	40,795,344.00	100.00													40,584,494.00	





Table - IV : Statement showing shareholding pattern of the Non Promoter - Non Public shareholder

Category and name of shareholder	PAN	Nos. of shareholders	No. of fully paid up equity shares held	No. of Partly paid-up equity shares held	No. of shares underlying Depository Receipts	Total nos. shares held (VII) = (IV)+(V)+(VI)	Shareholding % calculated as per SCRR, 1957 As a % of (A+B+C2)	Number of Voting Rights held in each class of securities				No. of Shares Underlying convertible securities (including Warrants)	Shareholding, as a % assuming full conversion of convertible securities (As a % of (A+B+C2))	Number of Locked in shares	Number of Shares pledged or otherwise encumbered	Number of equity shares held in dematerialized form	
(I)	(II)	(III)	(IV)	(V)	(VI)	(VII)	(VIII)	(IX)		Total as a % of Total Voting Rights	(X)	(XI)	(XII)	(XIII)	(XIV)		
								No of Voting Rights	Class eg: X	Total				(a)	(b)	(a)	(b)
1. Custodian/DR Holder		0	0	0	0	0	0	0		0	0	0	0	0	0	0	0
2. Employee Benefit Trust (under SEBI (Share based Employee Benefit) Regulations, 2014)		0	0	0	0	0	0	0		0	0	0	0	0	0	0	0
^a Total Non-Promoter- Non Public Shareholding (C) = (C)(1)+(C)(2)		0	0	0	0	0	0	0		0	0	0	0	0	0	0	0



Details of the shareholders acting as persons in Concert including their Shareholding:
 (Kindly start filing data from Row No - 3)

Name of shareholder	Name of PAC	No. of shares	Holding %
	NOT APPLICABLE		

