



Introductory sub-table (I)(a)


Name of the Company:		JBM AUTO LIMITED		
Scrip Code, Name of the scrip, class of security:		532605, JBM Auto Limited, Equity		
Quarter ended:		30th September, 2014		
Partly paid-up shares:-				
	No. of partly paid-up shares	As a % of total no. of partly paid-up shares	As a % of total no. of shares of the company	
Held by promoter/promoter group	0	0	0	
Held by public	0	0	0	
Total - D	0	0	0	
Outstanding convertible securities:-				
	No. of outstanding securities	As a % of total no. of outstanding convertible securities	As a % of total no. of shares of the company, assuming full conversion of the convertible securities	
Held by promoter/promoter group	0	0	0	
Held by public	0	0	0	
Total - E	0	0	0	
Warrants:-				
	No. of warrants	As a % of total no. of warrants	As a % of total no. of shares of the company, assuming full conversion of warrants	
Held by promoter/promoter group	0	0	0	
Held by public	0	0	0	
Total - F	0	0	0	
Total paid-up capital or the company, assuming full conversion of warrants and convertible securities		10198841		
		100		



(c-ii)					0.00	0.00		
	Sub-Total (B)(2)	9424	3875885	3793874	38.00	38.00		
(B)	Total Public Shareholding (B) = (B)(1)+(B)(2)	9429	3877685	3794954	38.02	38.02		
	TOTAL (A)+(B)	9445	10198841	10116110	100.00	100.00		
(C)	Shares held by Custodians and against which Depository Receipts have been issued							
1	Promoter and Promoter Group		0	0	0	0.00		0.00
2	Public		0	0	0	0.00		
	Sub-Total (C)	0	0	0		0		
	GRAND TOTAL (A)+(B)+(C)	9445	10198841	10116110	100	100.00	0	0.00



Sr.No	Notes
1	
2	
3	
4	
5	
6	
7	
8	
9	




(1)(c)(i) Statement showing holding of securities (including shares, warrants, convertible securities) of persons belonging to the category "Public" and holding more than 1% of the total number of shares

Sr. No.	Name of the shareholder	Number of shares held	Shares as a percentage of total number of shares {i.e., Grand Total (A)+(B)+(C) indicated in Statement at para (1)(a) above}	Details of warrants		Details of convertible securities		Total shares (including underlying shares assuming full conversion of warrants and convertible securities) as a % of diluted share capital
				Number of warrants held	As a % total number of warrants of the same class	Number of convertible securities held	% w.r.t total number of convertible securities of the same class	
1	Zeal Impex and Traders Pvt. Ltd.	1004742	9.85					
2	Amity Infotech Ltd	1000000	9.81					
3	Anil Kumar Goel	180000	1.76					
TOTAL		2184742	21.42	0	0	0	0	0




(1)(c)(ii) Statement showing holding of securities (including shares, warrants, convertible securities) of persons (together with PAC) belonging to the category "Public" and holding more than 5% of the total number of shares of the company

Sr. No.	Name(s) of the shareholder(s) and the Persons Acting in Concert (PAC) with them	Number of shares	Shares as a percentage of total number of shares i.e., Grand Total (A)+(B)+(C) indicated in Statement at para (1)(a) above}	Details of warrants		Details of convertible securities		Total shares (including underlying shares assuming full conversion of warrants and convertible securities) as a % of diluted share capital
				Number of warrants	As a % total number of warrants of the same class	Number of convertible securities held	% w.r.t total number of convertible securities of the same class	
1	Zeal Impex and Traders Pvt. Ltd.	1004742	9.85		0		0	
2	Amity Infotech Ltd	1000000	9.81		0		0	
TOTAL		2004742	19.66	0	0	0	0	0




(I)(d) Statement showing details of locked-in shares

Sr. No.	Name of the shareholder	Number of locked-in shares	Locked-in shares as a percentage of total number of shares {i.e., Grand Total (A)+(B)+(C) indicated in Statement at para (I)(a) above}
1			0.00
2			0.00
3			0.00
4			0.00
5			0.00
6			0.00
7			0.00
8			0.00
9			0.00
TOTAL		0	0.00



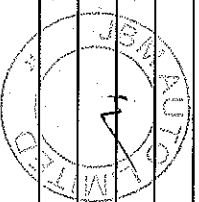
(11)(b) Statement showing holding of Depository Receipts (DRs), where underlying shares held by "promoter/promoter group" are in excess of 1% of the total number of shares

Sr. No.	Name of the DR Holder	Type of outstanding DR (ADRs, GDRs, SDRs, etc.)	Number of shares underlying outstanding DRs	Shares underlying outstanding DRs as a percentage of total number of shares {i.e., Grand Total (A)+(B)+(C) indicated in Statement at para (I)(a) above}
1				0.00
2				0.00
3				0.00
4				0.00
5				0.00
6				0.00
7				0.00
8				0.00
9				0.00
TOTAL			0	0.00



Statement Showing Shareholding Pattern, if more than one class of securities/shares issued by the issuer

Table (III)(a)							
Category code	Category of Shareholder	CLASS X (III)	CLASS Y (IV)	CLASS Z (V)	Total Voting Rights (III+IV+V) As a percentage of (A+B) ¹	As a percentage of (A+B)	As a percentage of (A+B+C)
(A)	Shareholding of Promoter and						
1	Indian						
(a)	Individuals/ Hindu Undivided Family	NA	NA	NA	NA		
(b)	Central Government/ State Government(s)	NA	NA	NA	NA		
(c)	Bodies Corporate	NA	NA	NA	NA		
(d)	Financial Institutions/ Banks	NA	NA	NA	NA		
(e)	Any Others (Specify)						
(e-i)	Trust						
(e-ii)	Society	NA	NA	NA	NA		
(e-iii)	Educational Institution						
	Sub Total(A)(I)	NA	NA	NA	NA	NA	NA
2	Foreign						
a	Individuals (Non-Residents Individuals/ Foreign Individuals)	NA	NA	NA	NA		
b	Bodies Corporate	NA	NA	NA	NA		
c	Institutions	NA	NA	NA	NA		
d	Any Others (Specify)	NA	NA	NA	NA		
d-i							
d-ii							



(c)	Qualified Foreign Investor	NA	NA	NA	NA	NA	NA	NA	NA	NA	NA	NA	NA	NA	NA	NA	NA	NA
(d)	Any Other (Specify)	NA	NA	NA	NA	NA	NA	NA	NA	NA	NA	NA	NA	NA	NA	NA	NA	NA
	Sub-Total (B)(2)	NA	NA	NA	NA	NA	NA	NA	NA	NA	NA	NA	NA	NA	NA	NA	NA	NA
(B)	Total Public Shareholding (B)= (B)(1)+(B)(2)	NA	NA	NA	NA	NA	NA	NA	NA	NA	NA	NA	NA	NA	NA	NA	NA	NA
	TOTAL (A)+(B)	NA	NA	NA	NA	NA	NA	NA	NA	NA	NA	NA	NA	NA	NA	NA	NA	NA
(C)	Shares held by Custodians and against which Depository Receipts have been issued																	
1	Promoter and Promoter Group	NA	NA	NA	NA	NA	NA	NA	NA	NA	NA	NA	NA	NA	NA	NA	NA	NA
2	Public	NA	NA	NA	NA	NA	NA	NA	NA	NA	NA	NA	NA	NA	NA	NA	NA	NA
	Sub-Total (C)	NA	NA	NA	NA	NA	NA	NA	NA	NA	NA	NA	NA	NA	NA	NA	NA	NA
	GRAND TOTAL (A)+(B)+(C)	NA	NA	NA	NA	NA	NA	NA	NA	NA	NA	NA	NA	NA	NA	NA	NA	NA

For JBM Auto Limited

(Signature)
(VIVEK GUPTA)
 Chief Financial Officer
 Company Secretary

