

Introductory sub-table (I)(a)

Name of the Company:		JBM AUTO LIMITED	
Scrip Code, Name of the scrip, class of security:		532605 JBM Auto Limited, Equity - Rs. 5/- each	
Quarter ended:		30-June-2015	
Partly paid-up shares:-		No. of partly paid-up shares	As a % of total no. of partly paid-up shares
Held by promoter/promoter group		0	0
Held by public		0	0
Total - D	0	0	0
Outstanding convertible securities:-		No. of outstanding securities	As a % of total no. of outstanding convertible securities
Held by promoter/promoter group		0	0
Held by public		0	0
Total - E	0	0	0
Warrants:-		No. of warrants	As a % of total no. of warrants
Held by promoter/promoter group		0	0
Held by public		0	0
Total - F	0	0	0
Total paid-up capital of the company, assuming full conversion of warrants and convertible securities		40795364	100



Statement Showing Shareholding Pattern


Category code	Category of Shareholder	Number of Shareholders	Table (I)(a)		Total shareholding as a percentage of total number of shares		Number of shares	As a percentage of (IX) = (VIII)/(IV)*100
			Total number of shares	Number of shares held in dematerialized form	As a percentage of (A+B)	As a percentage of (A+B+C)		
(I)	(II)	(III)	(IV)	(V)	(VI)	(VII)	(VIII)	(IX)
(A)	Shareholding of Promoter and Promoter Group							
1	Indian							
(a)	Individuals/ Hindu Undivided Family	8	1153684	1153684	2.83	2.83	0.00	0.00
(b)	Central Government/ State Government(s)	0	0	0	0.00	0.00	0.00	0.00
(c)	Bodies Corporate	8	24129540	24129540	59.15	59.15	0.00	0.00
(d)	Financial Institutions/ Banks	0	0	0	0.00	0.00	0.00	0.00
(e)	Any Others (Specify)	0	0	0	0.00	0.00	0.00	0.00
	Sub Total(A)(1)	16	25283224	25283224	61.98	61.98	0	0.00
2	Foreign							
a	Individuals (Non-Residents Individuals/ Foreign Individuals)	0	0	0	0.00	0.00		0.00
b	Bodies Corporate	0	0	0	0.00	0.00		0.00
c	Institutions	0	0	0	0.00	0.00		0.00
d	Any Others (Specify)	0	0	0	0.00	0.00		0.00
d-i					0.00	0.00		0.00
d-ii					0.00	0.00		0.00
	Sub Total(A)(2)	0	0	0	0.00	0.00	0	0.00
	Total Shareholding of Promoter and	16	25283224	25283224	61.98	61.98	0	0.00



(B)	Public shareholding																		
1	Institutions																		
(a)	Mutual Funds/ UTI	3	202704	201504		0.50	0.50												
(b)	Financial Institutions/ Banks	2	1200	0		0.00	0.00												
(c)	Central Government/ State Government(s)	0	0	0		0.00	0.00												
(d)	Venture Capital Funds	0	0	0		0.00	0.00												
(e)	Insurance Companies	1	4320	4320		0.01	0.01												
(f)	Foreign Institutional Investors	3	264771	264291		0.65	0.65												
(g)	Foreign Venture Capital Investors	0	0	0		0.00	0.00												
(h)	Any Other (specify)	0	0	0		0.00	0.00												
(h-i)						0.00	0.00												
	Sub-Total (B)(1)	9	472995	470115		1.16	1.16												
B 2	Non-institutions																		
(a)	Bodies Corporate	381	9053487	9044607		22.19	22.19												
(b)	Individuals:																		
I	Individuals - i. Individual shareholders holding nominal share capital up to Rs 1 lakh	10934	3264191	2994963		8.00	8.00												
II	ii. Individual shareholders holding nominal share capital in excess of Rs. 1 lakh.	29	2570058	2570058		6.30	6.30												
(c)	Any Other (specify)	0	0	0		0.00	0.00												
(c-i)	NRI	163	151409	151409		0.37	0.37												
(c-ii)																			
	Sub-Total (B)(2)	11507	15039145	14761037		36.86	36.86												
(B)	Total Public Shareholding (B)= (B)(1)+(B)(2)	11516	15512140	15231152		38.02	38.02												



	TOTAL (A)+(B)	11532	40795364	40514376	100.00	100.00			
(C)	Shares held by Custodians and against which Depository Receipts have been issued								
1	Promoter and Promoter Group	0	0	0	0	0.00	0		0.00
2	Public	0	0	0	0	0.00	0		0
	Sub-Total (C)	0	0	0		0	0		0
	GRAND TOTAL (A)+(B)+(C)	11532	40795364	40514376	100.00	100.00	0		0.00



Sr.No	Notes
1	
2	
3	
4	
5	
6	
7	
8	
9	

Null



(1)(b) Statement showing holding of securities (including shares, warrants, convertible securities) of persons belonging to the category "Promoter and Promoter Group"


Sr. No.	Name of the shareholder	Details of Shares held			Encumbered shares (*)			Details of warrants			Details of convertible securities			Total shares (including underlying shares assuming full conversion of warrants and convertible securities) as a % of diluted share capital
		Number of shares held	As a % of grand total (A)+(B)+(C)	No.	As a percentage (VI)=(V)/(VII)*100	As a % of grand total (A)+(B)+(C) of sub-clause (I)(a)	Number of warrants	As a % total number of warrants of the same class	Number of convertible securities held	As a % total number of convertible securities of the same class	(XII)			
(I)	(II)	(III)	(IV)	(V)	(VI)=(V)/(VII)*100	(VII)	(VIII)	(IX)	(X)	(XI)	(XII)			
1	SURENDRA KUMAR ARYA	118140	0.29	0	0.00	0.00	0	0	0	0				
2	SURENDRA KUMAR ARYA (HUF)	288856	0.71	0	0.00	0.00	0	0	0					
3	NEELAM ARYA	336160	0.82	0	0.00	0.00	0	0	0					
4	NISHANT ARYA	339400	0.83	0	0.00	0.00	0	0	0					
5	ESHA ARYA	60028	0.15	0	0.00	0.00	0	0	0					
6	RAM RICHPAL AGARWAL	8200	0.02	0	0.00	0.00	0	0	0					
7	SATYA PRIYA ARYA	2100	0.01	0	0.00	0.00	0	0	0					
8	JBM BUILDERS PRIVATE LIMITED	3030832	7.43	0	0.00	0.00	0	0	0					
9	VISHUDHA DEVI ARYA	800	0.00	0	0.00	0.00	0	0	0					
10	JBM INDUSTRIES LIMITED	720	0.00	0	0.00	0.00	0	0	0					
11	ANS HOLDING PRIVATE LIMITED	2058996	5.05	0	0.00	0.00	0	0	0					
12	NAP INVESTMENT & LEASING PVT. LIMITED	2274616	5.58	0	0.00	0.00	0	0	0					
13	A to Z SECURITIES LIMITED	4190160	10.27	0	0.00	0.00	0	0	0					
14	SMC CREDITS LIMITED	7570260	18.56	0	0.00	0.00	0	0	0					
15	FOCAL LEASING & CREDITS LIMITED.	1579132	3.87	0	0.00	0.00	0	0	0					
16	SHUKLAMBER EXPORTS LIMITED.	3424824	8.40	0	0.00	0.00	0	0	0					
TOTAL		25283224	61.98	0	0.00	0.00	0	0	0	0				

(*) The term "encumbrance" has the same meaning as assigned to it in regulation 28(3) of the SAST Regulations, 2011



(D)(c)(i) Statement showing holding of securities (including shares, warrants, convertible securities) of persons belonging to the category "Public" and holding more than 1% of the total number of shares

Sr. No.	Name of the shareholder	Number of shares held	Shares as a percentage of total number of shares {i.e., Grand Total (A)+(B)+(C) indicated in Statement at para (D)(a) above}	Details of warrants		Details of convertible securities		Total shares (including underlying shares assuming full conversion of warrants and convertible securities) as a % of diluted share capital
				Number of warrants held	As a % total number of warrants of the same class	Number of convertible securities held	% w.r.t total number of convertible securities of the same class	
1	Zeal Impex and Traders Pvt. Ltd.	4018968	9.85					
2	Amity Infotech Ltd	4000000	9.81					
3	Anil Kumar Goel	748000	1.83					
TOTAL		8766968	21.49	0	0	0	0	0




(D)(c)(ii) Statement showing holding of securities (including shares, warrants, convertible securities) of persons (together with PAC) belonging to the category "Public" and holding more than 5% of the total number of shares of the company

Sr. No.	Name(s) of the shareholder(s) and the Persons Acting in Concert (PAC) with them	Number of shares	Shares as a percentage of total number of shares i.e., Grand Total (A)+(B)+(C) indicated in Statement at para (D)(a) above}	Details of warrants		Details of convertible securities		Total shares (including underlying shares assuming full conversion of warrants and convertible securities) as a % of diluted share capital
				Number of warrants	As a % total number of warrants of the same class	Number of convertible securities held	% w.r.t total number of convertible securities of the same class	
1	Zeal Impex and Traders Pvt. Ltd.	4018968	9.85		0		0	
2	Amity Infotech Ltd	4000000	9.81		0		0	
TOTAL		8018968	19.66	0	0	0	0	0



(1)(d) Statement showing details of locked-in shares

Sr. No.	Name of the shareholder	Number of locked-in shares	Locked-in shares as a percentage of total number of shares {i.e., Grand Total (A)+(B)+(C) indicated in Statement at para (1)(a) above}
1			0.00
2			0.00
3			0.00
4			0.00
5			0.00
6			0.00
7			0.00
8			0.00
9			0.00
TOTAL		0	0.00




(II)(a) Statement showing details of Depository Receipts (DRs)

Sr. No.	Type of outstanding DR (ADRs, GDRs, SDRs, etc.)	Number of outstanding DRs	Number of shares underlying outstanding DRs	Shares underlying outstanding DRs as a percentage of total number of shares {i.e., Grand Total (A)+(B)+(C) indicated in Statement at para (I)(a) above}
1				0.00
2				0.00
3				0.00
4				0.00
5				0.00
6				0.00
7				0.00
8				0.00
9				0.00
TOTAL		0	0	0.00



(II)(b) Statement showing holding of Depository Receipts (DRs), where underlying shares held by "promoter/promoter group" are in excess of 1% of the total number of shares

Sr. No.	Name of the DR Holder	Type of outstanding DR (ADRs, GDRs, SDRs, etc.)	Number of shares underlying outstanding DRs	Shares underlying outstanding DRs as a percentage of total number of shares {i.e., Grand Total (A)+(B)+(C) indicated in Statement at para (I)(a) above}
1				0.00
2				0.00
3				0.00
4				0.00
5				0.00
6				0.00
7				0.00
8				0.00
9				0.00
TOTAL			0	0.00



Statement Showing Shareholding Pattern, if more than one class of securities/shares issued by the issuer

		Table (III)(a)					
Category code	Category of Shareholder	CLASS X (III)	CLASS Y (IV)	CLASS Z (V)	Total Voting Rights (III+IV+V)	As a percentage of (A+B)	As a percentage of (A+B+C)
(A)	Shareholding of Promoter and				As a percentage of (A+B) ¹	As a percentage of (A+B+C)	
1	Indian						
(a)	Individuals/ Hindu Undivided Family	NA	NA	NA	NA		
(b)	Central Government/ State Government(s)	NA	NA	NA	NA		
(c)	Bodies Corporate	NA	NA	NA	NA		
(d)	Financial Institutions/ Banks	NA	NA	NA	NA		
(e)	Any Others(Specify)						
(e-i)	Trust	NA	NA	NA	NA		
(e-ii)	Society						
(e-iii)	Educational Institution						
	Sub Total(A)(1)	NA	NA	NA	NA	NA	NA
2	Foreign						
a	Individuals (Non-Residents Individuals/ Foreign Individuals)	NA	NA	NA	NA		
b	Bodies Corporate	NA	NA	NA	NA		
c	Institutions	NA	NA	NA	NA		
d	Any Others(Specify)	NA	NA	NA	NA		
d-i							
d-ii							



(c)	Qualified Foreign Investor	NA	NA	NA	NA	NA	NA	NA	NA
(d)	Any Other (Specify)	NA	NA	NA	NA	NA	NA	NA	NA
	Sub-Total (B)(2)	NA	NA	NA	NA	NA	NA	NA	NA
(B)	Total Public Shareholding (B)= (B)(1)+(B)(2)	NA	NA	NA	NA	NA	NA	NA	NA
	TOTAL (A)+(B)	NA	NA	NA	NA	NA	NA	NA	NA
(C)	Shares held by Custodians and against which Depository Receipts have been issued								
1	Promoter and Promoter Group	NA	NA	NA	NA	NA	NA	NA	NA
2	Public	NA	NA	NA	NA	NA	NA	NA	NA
	Sub-Total (C)	NA	NA	NA	NA	NA	NA	NA	NA
	GRAND TOTAL (A)+(B)+(C)	NA	NA	NA	NA	NA	NA	NA	NA

